



# *Famous Legends*



A Book by Emeline G. Crommelin

A Reading Guide by Lisa Kelly



A Mind in the Light [and [amindinthelight.com](http://amindinthelight.com)] grants permission to print purchased guides [and samples, resource pages and other resource files created by and for A Mind in the Light] for use within your household only.

You may **not** share the contents of any files in any form outside of your own household without specific permission from the author.


Links may be used, provided that clear credit is given to A Mind in the Light [and [amindinthelight.com](http://amindinthelight.com)].

You may post pictures of your family using products created by A Mind in the Light on social media or blogs as long as proper attribution is given to A Mind in the Light.

If you have questions, then contact Lisa Kelly through the Contact portal at the website.

Copyright © 2023 Lisa Kelly

All rights reserved.



## Lesson Notes

1. “Connection” questions and prompts were written to bridge the gap between chapter readings. They were designed to bring forth what students already know about a topic so that the new information can be connected to it.
2. Have students define the words listed under “Words to Know” either independently or together orally with the teacher. Teachers and students should locate any listed places, read and discuss any notes included at the beginning of each lesson and discuss the pronunciation of any words, as needed.
3. Students should either have the book read aloud to them or should read each chapter (or reading section) together with the teacher or should read the book independently, whichever best fits.
4. After reading, students should narrate. There are multiple narration suggestions for each chapter.

## Exam Prompts

- Describe a memorable scene. What made this scene memorable?
- Choose a hero or heroine from this book and compare him/her to a superhero known today. Create a chart with you teacher, giving points about each one. In what ways are the alike? Different?

**There are more exam prompts in the complete guide; this is a sample only.**

# Reading Schedule

Reading #	Titles	Subtitles
1	“Robin Hood”, Parts I-II	In Sherwood Forest-Maid Marian
2	“Robin Hood”, Parts III-V	Robin Hood Made Leader-Little John
3	“Robin Hood”, Parts VI-VIII	Friar Tuck-The Bishop

**There are 28 readings in the guide. This is a sample only.**

## — *Famous Legends*

- \* Read “Robin Hood”, Parts I-II (In Sherwood Forest-Maid Marian).

### Before the Reading

- Connection: Using the title and cover page as a guide, tell about what you think *Famous Legends* might be? Why do you think it includes the words “famous” and “legends” in the title? [See Literary Elements below.]
- Locate: Sherwood Forest
- Distinguish between Saxons and Normans
- Words to Know: booty and oppressed

### Literary Elements

A **legend** is a story passed down through generations which may be thought of as historically true but that cannot be verified as fully true. Folktales, on the other hand, are always regarded as fiction stories. Examples of legends include: Johnny Appleseed, The Fountain of Youth, Atlantis and King Arthur.

What is the title of this book? Tell what you think this book might be about.

### After the Reading

#### Narration Suggestions –Choose One

- Tell of Robin Hood, Maid Marian and of Sherwood Forest.
- Draw or paint a picture of any scene from this reading. Give your picture a title or caption and be sure to share it with someone, telling all about the scene you’ve depicted.
- Tell about the minstrels. Why were they important? Imagine if reading and writing did not exist. How would life be different?
- Should Robin Hood steal from the rich to give to the poor?

## — *Famous Legends*

- \* Read “Robin Hood”, Parts III-V (Robin Hood Made Leader-Little John).

### Before the Reading

- Connection: Describe Robin Hood.
- Words to Know: dale and abbeys
- Lincoln Green –green woolen cloth originally made in Lincoln, England

### After the Reading

#### Narration Suggestions –Choose One

- Tell how Robin Hood became the leader of his group or band.
- Tell all about Alan Dale and of Little John.
- Draw or paint a picture of any scene from this reading. Give your picture a title or caption and be sure to share it with someone, telling all about the scene you’ve depicted.
- Act out any scene from this reading using toy models to represent the characters and any objects to create props.

You can create the characters from modeling clay, Play-Doh, LEGO® bricks etc. and create scenery or props from paper and cardboard. Be as creative as you like, but don’t feel the need to spend too much time creating the characters and props. You might also consider recording it.



## — *Famous Legends*

- \* Read “Robin Hood”, Parts VI-VIII (Friar Tuck-The Bishop).

### Before the Reading

- Connection: Tell what happened to Robin Hood and his men from the last reading.
- Words to Know: friar, chaplain, baron and bishop

### After the Reading

#### Narration Suggestions –Choose One

- Who else has joined Robin Hood and his men? Tell about this.
- Who are the enemies of Robin Hood and his men? What makes someone an enemy? Tell how Robin Hood and his men handle their encounters with their enemies.
- Should Robin have tested the Friar as he did?
- Tell about the disguises that Robin uses. Why does he do this?

