



The Children of Noisy Village



Written by Astrid Lindgren

A Reading Guide by Lisa Kelly



A Mind in the Light [and amindinthelight.com] grants permission to print purchased guides [and samples, resource pages and other resource files created by and for A Mind in the Light] for use within your household only.

You may **not** share the contents of any files in any form outside of your own household without specific permission from the author.


Links may be used, provided that clear credit is given to A Mind in the Light [and amindinthelight.com].

You may post pictures of your family using products created by A Mind in the Light on social media or blogs as long as proper attribution is given to A Mind in the Light.

If you have questions, then contact Lisa Kelly through the Contact portal at the website.

Copyright © 2023 Lisa Kelly

All rights reserved.



Lesson Notes

1. “Connection” questions and prompts were written to bridge the gap between chapter readings. They were designed to bring forth what students already know about a topic so that the new information can be connected to it.
2. Have students define the words listed under “Words to Know” either independently or together orally with the teacher. Teachers and students should locate any listed places, read and discuss any notes included at the beginning of each lesson and discuss the pronunciation of any words, as needed.
3. Students should either have the book read aloud to them or should read each chapter (or reading section) together with the teacher or should read the book independently, whichever best fits.
4. After reading, students should narrate. There are multiple narration suggestions for each chapter.
5. Any lessons in literary terms can be included or omitted as it best fits the needs of your students.

Literary Element

- characters


Coloring Pages & Templates

A few coloring pages and/or templates for a simple craft are included at the end of this guide.

Exam Prompts

- Does this book remind you of another book? Tell of this other book. In what ways are the two alike? In what ways are the two different?
- Divide a sheet of paper into quarters. In each section, draw a picture of Noisy Village for each season of the year. Be sure to label each section with the name of the season and give the whole picture a title. Share your picture with someone, telling of it.

There are additional exam prompts included in the actual guide. Only two are shown for the sample.



Chapter 1

- * Read Chapter 1 from *The Children of Noisy Village* by Astrid Lindgren.

Before the Reading

- Connection: Use the title and cover illustration to help you predict what this book might be about. This story takes place in Sweden. What do you know of this country?
- Word to Know: nuisance

Literary Elements

A **character** is a person or animal portrayed in a novel, short story, movie or play. The characters in *The Children of Noisy Village* consist of adults and children.

Write a list with your teacher which contains each of the (6) children's names and their ages beside it.

After the Reading

Narration Suggestions –Choose One

- Tell of the children of Noisy Village.
- Draw a picture which includes all three farms: North Farm, Middle Farm and South Farm. Label each of them. Give your picture a title or caption and share it with someone, telling about it.

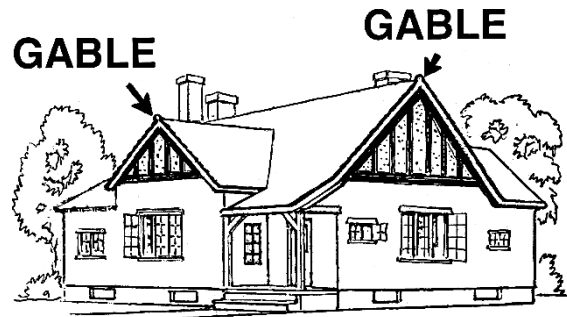
Chapter 2

- * Read Chapter 2 from *The Children of Noisy Village* by Astrid Lindgren.

Before the Reading

- Connection: Describe “Noisy Village” and the children who live there.
- Words to Know: gable room, old maid and linden tree

After the Reading



Narration Suggestions –Choose One

- Tell why brothers can be a nuisance. When are they not a nuisance?
- Draw or paint a picture of your favorite scene. Give your picture a title or caption and share it with someone, telling about the scene you’ve depicted.
- Tell when a sibling of yours was a nuisance. Do you think that you can be a nuisance sometimes? Tell about this. When is having a sibling enjoyable?

Children who have no siblings may also tell about cousins or friends if they wish.

Chapter 17

- * Read Chapter 17 from *The Children of Noisy Village* by Astrid Lindgren.

Before the Reading

- Connection: Describe the most interesting tradition the Swedish children have for Easter.
- Word to Know: wilted
- Note: Share a picture of the Swedish flag with your students; have students color the flag in coordinating colors on the country study page for Sweden, which can be found at the end of this guide.

After the Reading

Narration Suggestions –Choose One

- If Lisa earned 55 ore and gave 5 ore to each of the Noisy Village children, then how much did she give away? How much was she able to put into her bank? Tell how she earned her money.
- Tell of the last day of school for the children
- Draw a picture of any scene from this chapter. Give it a title or caption and share it with someone, telling about it.

